




















Sel	ML#	S T	MLS Area	PT	List Price	No.	Address		City	BR	FB	HB	Sold Date/Prc			
							Street						A	D	A	D

Created: 11/27/2009 at 03:26 PM

<input type="checkbox"/>	554910	C	4	H	\$1,999,000	4	9TH STREET		SOUTH BETHANY	7	4	0	01/09/08 \$1,850,000	
<input type="checkbox"/>	555192	C	4	H	\$1,829,000	900	S OCEAN DRIVE		SOUTH BETHANY	4	2	0	10/20/08 \$1,750,000	
<input type="checkbox"/>	545189	C	4	H	\$1,275,000	36	SOUTH ANCHORAGE		SOUTH BETHANY	4	3	1	04/17/08 \$955,000	
<input type="checkbox"/>	542286	C	4	H	\$1,225,000	10	S. 6TH STREET		SOUTH BETHANY	5	3	0	03/29/08 \$1,175,000	
<input type="checkbox"/>	557747	C	4	H	\$1,200,000	42	SEASIDE DRIVE		SOUTH BETHANY	5	3	0	07/14/08 \$1,100,000	
<input type="checkbox"/>	557147	C	4	H	\$1,195,000	140	HENLOPEN DRIVE		SOUTH BETHANY	5	4	0	08/28/08 \$1,050,000	
<input type="checkbox"/>	552037	C	4	H	\$999,900	310	W 8TH STREET		SOUTH BETHANY	4	3	0	06/30/08 \$925,000	
<input type="checkbox"/>	527683	C	4	H	\$850,000	128	HENLOPEN DRIVE		SOUTH BETHANY	3	3	0	01/26/08 \$800,000	
<input type="checkbox"/>	559642	C	4	H	\$785,000	447	BLACK GUM DR.		SOUTH BETHANY	4	3	1	08/22/08 \$745,000	

Sel	ML#		S T		MLS Area		PT	List Price		No.	Address		City	BR	FB	HB	Sold Date/Prc				
	A	D	A	D	A	D		A	D		A	D					A	D	A	D	
<input type="checkbox"/>	556233		C		4		H	\$769,000	301		W. 8TH STREET	SOUTH BETHANY	3	2	0	03/28/08	\$740,000				
<input type="checkbox"/>	553842		C		4		H	\$765,000	307		WEST 8TH STREET	SOUTH BETHANY	4	3	0	06/06/08	\$730,000				
<input type="checkbox"/>	561393		C		4		H	\$750,000	7		S 9TH STREET	SOUTH BETHANY	0	0	0	09/27/08	\$710,000				
<input type="checkbox"/>	556220		C		4		H	\$729,000	302		W. 3RD STREET	SOUTH BETHANY	4	3	0	04/04/08	\$700,000				
<input type="checkbox"/>	556772		C		4		H	\$725,000	136		PETHERTON DRIVE	SOUTH BETHANY	3	2	0	08/01/08	\$660,000				
<input type="checkbox"/>	552022		C		4		H	\$699,000	100		LAYTON DRIVE	SOUTH BETHANY	4	3	0	06/27/08	\$640,000				
<input type="checkbox"/>	554912		C		4		H	\$699,000	10		COASTAL HWY	SOUTH BETHANY	3	1	1	05/21/08	\$650,000				
<input type="checkbox"/>	556573		C		4		H	\$665,000	432		TAMARACK DR	SOUTH BETHANY	4	3	0	05/29/08	\$620,000				
<input type="checkbox"/>	557911		C		4		H	\$625,000	213		CARLISLE DRIVE	SOUTH BETHANY	2	2	0	04/21/08	\$600,000				

Created: 11/27/2009 at 03:26 PM

Sel	ML#	S T	MLS Area	PT	List Price	No.	Address		City	BR	FB	HB	Sold Date/Prc			
							Street						A	D	A	D

Created: 11/27/2009 at 03:26 PM

<input type="checkbox"/>	557018	C	4	H	\$619,900	134	ELIZABETH WAY		SOUTH BETHANY	3	2	1	07/11/08 \$565,000	
<input type="checkbox"/>	555564	C	4	H	\$599,900	209	BAYSHORE DRIVE		SOUTH BETHANY	3	2	1	03/28/08 \$570,000	
<input type="checkbox"/>	558160	C	4	H	\$550,000	135	ANCHORAGE DR		SOUTH BETHANY	4	2	0	06/07/08 \$520,000	
<input type="checkbox"/>	552551	C	4	H	\$525,000	113	ELIZABETH WAY		SOUTH BETHANY	3	2	0	01/04/08 \$500,000	
<input type="checkbox"/>	545546	C	4	H	\$519,000	438	BLACK GUM DRIVE		SOUTH BETHANY	3	2	0	06/09/08 \$510,000	
<input type="checkbox"/>	557626	C	4	H	\$499,000	431	TAMARACK CT.		SOUTH BETHANY	3	2	1	05/23/08 \$485,000	

Status - C	TOT LP: \$21,096,700	HI: \$1,999,000	LO: \$499,000	MEDIAN: \$499,000	AVE: \$879,029	AVE DM: 170
	TOT SP: \$19,550,000	HI: \$1,850,000	LO: \$485,000	AVE DM: 0	AVE: \$814,583	
Grand Total:	TOT LP: \$21,096,700	HI: \$1,999,000	LO: \$499,000	MEDIAN: \$499,000	AVE: \$879,029	AVE DM: 170
	TOT SP: \$19,550,000	HI: \$1,850,000	LO: \$485,000	AVE DM: 0	AVE: \$814,583	